

Gloss Glazes ^6

on CC535D Dark Chocolate Trail Mix Clay



PG601
Perfect White



PG602
Incredible Black



PG607
Nassau Blue



PG608
Cobalt Blue



PG614
Grass Green



PG615
Celadon Green



PG616
Buckwheat



PG617
Fiesta Yellow



PG618
Terazzo



PG622
Flame Orange



PG624
Ripe Apple Red



PG626
Golden Yarrow



PG628
Shiny Turquoise



PG629
Super Clear



PG630
Zinc-Free Clear



PG632
Blue Ink



PG634
Scotch Pine



PG635
Black Patent



PG636
Aegean Blue-Green




PG637
Tutu Pink



PG638
Blue Violet



PG639
Hot Orchid



PG640
Lavender Lupin



PG641
White Cloud



PG642
Blizzard Blue



PG647
Burnt Orange



PG648
Maroon



PG649
Grey



PG650
Brown



PG652
Chartreuse

CC535D DARK CHOCOLATE CLAY BODY

The intense color of this clay body may alter/react with your glazes in unexpected ways. You may need to increase your coverage, or may find that semi-transparent glaze colors disappear. Some glazes do not like this clay body.

Always test both your glaze and application.



- Nontoxic
- Lead-free
- Foodsafe
- Cone 6 Electric Firing

Sculptural & Textural ^6 Glazes

on CC535D Dark Chocolate Trail Mix Clay



GLW02
Blue Jeans



GLW03
Avocado Ice



GLW06
Liquid Luster
Bronze



GLW08
Copper Patina



GLW12
Eggshell Wash



GLW15
Jujube White



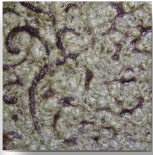
GLW16
Faux Ash Teal



GLW19
Moss Thicket



GLW22
Rusty Nails



GLW23
White Froth



GLW25
Aqua Gemstone



GLW26
Mustard Wood
Ash



GLW27
Emerald Wood
Ash



GLW30
Cinnamon



GLW31
Dry Rust



GLW32
Latte



GLW34
Ohata Red



GLW36
NW Woods Green
Matte



GLW37
Pure White
Matte



GLW39
Vanilla Cream
Matte



GLW40
Golden Raspberry



GLW41
Cool Lime
Matte



GLW42
Blueberry Matte




GLW43
Bright Blue
Matte



GLW46
Northern Lights



GLW47
Kalamata Black



GLW48
Cicada Crackle



GLW49
Peking Blue
Crackle



GLW50
Dragon Scale
Crackle



GLW54
Paprika Matte



GLW55
Turmeric Matte



GLW56
Chartreuse Matte



GLW57
Dusty Blue Matte

CC535D DARK CHOCOLATE CLAY BODY

The intense color of this clay body may alter or react with your glazes in unexpected ways. You may need to increase your coverage, or may find that semi-transparent glaze colors disappear. Some glazes do not like this clay body. Always test both your glaze and application.



Georgies
CERAMIC AND CLAY CO.

756 NE Lombard St • Portland OR 97211 • 503-283-1353 • www.georgies.com



- Nontoxic
- Lead-free
- Cone 6 Electric Firing
- **Foodsafe (item # in green)**